



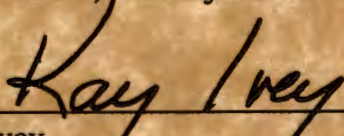
# STATE OF ALABAMA

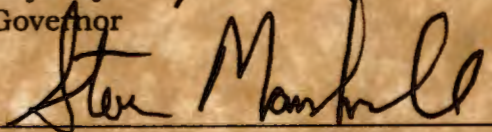
## ***Canvass of Results for the Special General Election held on December 12, 2017***

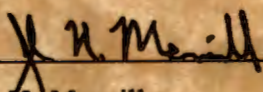
Pursuant to Chapter 12 of Title 17 of the Code of Alabama, 1975, we, the undersigned, hereby certify that the results of the Special General Election for the office of United States Senator and for proposed constitutional amendments held in Alabama on Tuesday, December 12, 2017, were opened and counted by us and that the results so tabulated are recorded on the following pages with an appendix, organized by county, recording the write-in votes cast as certified by each applicable county for the office of United States Senator.

In Testimony Whereby, I have hereunto set my hand and affixed the Great and Principal Seal of the State of Alabama at the State Capitol, in the City of Montgomery, on this the 28th day of December, in the year 2017.



  
\_\_\_\_\_  
Kay Ivey  
Governor

  
\_\_\_\_\_  
Steve Marshall  
Attorney General

  
\_\_\_\_\_  
John H. Merrill  
Secretary of State

**Special General Election Results  
December 12, 2017**

	U.S. Senate			Geneva Amendment (Act 2017-313)		Lamar, Amendment #1 (Act 2017-334)		Lamar, Amendment #2 (Act 2017-339)	
	Doug Jones (D)	Roy Moore (R)	Write-In	Yes	No	Yes	No	Yes	No
<b>Total</b>	<b>673,896</b>	<b>651,972</b>	<b>22,852</b>	<b>3,290</b>	<b>3,146</b>	<b>2,116</b>	<b>1,052</b>	<b>843</b>	<b>2,388</b>
Autauga	5,615	8,762	253						
Baldwin	22,261	38,566	1,703						
Barbour	3,716	2,702	41						
Bibb	1,567	3,599	66						
Blount	2,408	11,631	180						
Bullock	2,715	656	7						
Butler	2,915	2,758	41						
Calhoun	12,331	15,238	429						
Chambers	4,257	3,312	67						
Cherokee	1,529	4,006	109						
Chilton	2,306	7,563	132						
Choctaw	2,277	1,949	17						
Clarke	4,363	3,995	43						
Clay	990	2,589	19						
Cleburne	600	2,468	30						
Coffee	3,730	8,063	202						
Colbert	6,881	7,771	171						
Conecuh	2,259	1,815	18						
Coosa	1,415	1,867	30						
Covington	2,107	6,835	88						
Crenshaw	1,320	2,347	56						
Cullman	4,161	16,609	324						
Dale	3,844	6,991	136						
Dallas	10,503	3,487	60						
DeKalb	3,559	10,097	234						
Elmore	7,711	14,415	338						
Escambia	3,642	4,987	87						
Etowah	10,568	15,730	620						
Fayette	1,143	3,491	50						
Franklin	1,771	4,216	48						
Geneva	1,290	5,433	93	3,290	3,146				
Greene	3,345	462	9						
Hale	3,902	1,691	32						
Henry	1,899	3,015	38						

**Special General Election Results  
December 12, 2017**

	U.S. Senate			Geneva Amendment (Act 2017-313)		Lamar, Amendment #1 (Act 2017-334)		Lamar, Amendment #2 (Act 2017-339)	
	Doug Jones (D)	Roy Moore (R)	Write-In	Yes	No	Yes	No	Yes	No
Houston	9,198	14,846	285						
Jackson	3,330	7,317	154						
Jefferson	149,759	66,350	3,716						
Lamar	779	2,847	29			2,116	1,052	843	2,388
Lauderdale	9,970	12,818	388						
Lawrence	3,033	5,321	61						
Lee	19,886	14,059	674						
Limestone	9,660	14,339	515						
Lowndes	3,783	988	13						
Macon	5,783	759	20						
Madison	65,997	46,381	3,447						
Marengo	4,498	2,805	62						
Marion	1,311	5,269	68						
Marshall	5,145	13,842	450						
Mobile	62,716	46,828	1,546						
Monroe	3,266	3,280	40						
Montgomery	48,374	17,739	745						
Morgan	10,935	19,215	671						
Perry	3,140	821	11						
Pickens	3,064	2,965	46						
Pike	4,015	4,165	97						
Randolph	1,695	3,231	23						
Russell	6,761	3,622	55						
St Clair	6,212	15,889	459						
Shelby	27,311	36,455	1,718						
Sumter	3,533	814	18						
Talladega	9,977	9,701	223						
Tallapoosa	4,605	7,179	150						
Tuscaloosa	30,869	22,067	1,007						
Walker	4,330	11,938	259						
Washington	1,805	3,325	48						
Wilcox	3,345	1,000	16						
Winston	911	4,681	67						