



Post Office Box 950
Montgomery, Alabama 36101-0950

p - 334.262.2221
f - 334.262.6474


www.aladems.org



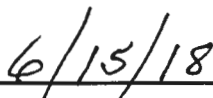
Certificate of Election Results
For the Democratic Candidates
in the
Primary Election,
Tuesday, June 5, 2018

By the authority given to me as Chair of the Alabama Democratic Party (State Democratic Executive Committee of Alabama), I, Nancy Worley, do hereby certify the attached results for the Democratic Candidates in the Primary Election, June 5, 2018. Attached results were canvassed by representatives of the State Democratic Executive Committee (SDEC) of Alabama.


Given under my hand and the Seal of the State Democratic Executive Committee of Alabama, this 15th day of June, 2018.



Nancy Worley, Chair



Date



Witness



	Attorney General			Secretary of State	
Ballot Name	Chris Christie	Joseph Siegelman	Ballot Name	Lula Albert, "SGM, Ret."	Heather Milam
Status			Status		
Total	125184	147923	Total	91965	161062
Autauga	767	874	Autauga	653	913
Baldwin	2235	2246	Baldwin	1547	2800
Barbour	807	1947	Barbour	1492	1062
Bibb	328	299	Bibb	168	438
Blount	231	350	Blount	155	380
Bullock	711	1457	Bullock	699	1103
Butler	1536	1167	Butler	772	1610
Calhoun	1784	2287	Calhoun	1563	2313
Chambers	1225	747	Chambers	413	1423
Cherokee	205	246	Cherokee	146	289
Chilton	216	334	Chilton	222	300
Choctaw	1657	1768	Choctaw	1034	1880
Clarke	1626	874	Clarke	702	1720
Clay	216	292	Clay	172	298
Cleburne	47	71	Cleburne	42	75
Coffee	517	643	Coffee	512	620
Colbert	1014	1292	Colbert	546	1668
Conecuh	1895	641	Conecuh	536	1744
Coosa	291	268	Coosa	172	367
Covington	333	295	Covington	152	455
Crenshaw	653	419	Crenshaw	307	719
Cullman	416	758	Cullman	398	705
Dale	384	783	Dale	622	526
Dallas	4488	4965	Dallas	3475	4659
DeKalb	278	572	DeKalb	267	542
Elmore	845	1287	Elmore	999	1067
Escambia	1068	545	Escambia	469	1088
Etowah	1478	2195	Etowah	959	2391
Fayette	356	315	Fayette	176	444
Franklin	252	446	Franklin	218	431
Geneva	202	137	Geneva	105	213
Greene	816	2076	Greene	970	1360
Hale	1809	1580	Hale	782	2168
Henry	385	526	Henry	398	468
Houston	1254	1703	Houston	1242	1618
Jackson	323	402	Jackson	212	461
Jefferson	30210	33830	Jefferson	17078	43166
Lamar	66	140	Lamar	69	133
Lauderdale	958	1514	Lauderdale	678	1647
Lawrence	889	997	Lawrence	438	1240
Lee	3288	3796	Lee	2355	4455
Limestone	1204	1199	Limestone	864	1483

	Attorney General			Secretary of State	
Ballot Name	Chris Christie	Joseph Siegelman	Ballot Name	Lula Albert, "SGM, Ret."	Heather Milam
Lowndes	1198	2144	Lowndes	1203	1417
Macon	1827	1984	Macon	1351	2163
Madison	7887	8571	Madison	6017	9759
Marengo	2331	1777	Marengo	1050	2551
Marion	120	225	Marion	106	220
Marshall	404	619	Marshall	376	605
Mobile	9373	11730	Mobile	10604	9150
Monroe	2201	1542	Monroe	1130	2206
Montgomery	7270	13370	Montgomery	8827	10043
Morgan	1607	1190	Morgan	621	2053
Perry	834	2169	Perry	921	1397
Pickens	1517	839	Pickens	668	1573
Pike	458	627	Pike	590	488
Randolph	456	212	Randolph	103	556
Russell	2113	1555	Russell	1684	1868
Shelby	3164	3737	Shelby	2116	4559
St. Clair	835	914	St. Clair	522	1181
Sumter	685	1666	Sumter	758	1043
Talladega	2514	1685	Talladega	1066	3012
Tallapoosa	961	706	Tallapoosa	446	1169
Tuscaloosa	5280	7759	Tuscaloosa	4356	7567
Walker	454	817	Walker	434	778
Washington	1182	1589	Washington	884	1439
Wilcox	1192	2079	Wilcox	1292	1702
Winston	58	134	Winston	61	121
total			total		

Office	Congressional District One	
Ballot Name	Robert Kennedy, Jr.	Lizzetta Hill McConnell
Status	Nominee	
Total	27651	6592
Percentage	80.75%	19.25%
Autauga		
Baldwin	3338	1131
Barbour		
Bibb		
Blount		
Bullock		
Butler		
Calhoun		
Chambers		
Cherokee		
Chilton		
Choctaw		
Clarke	418	206
Clay		
Cleburne		
Coffee		
Colbert		
Conecuh		
Coosa		
Covington		
Crenshaw		
Cullman		
Dale		
Dallas		
DeKalb		
Elmore		
Escambia	1417	222
Etowah		
Fayette		
Franklin		
Geneva		
Greene		
Hale		
Henry		
Houston		
Jackson		
Jefferson		
Lamar		
Lauderdale		
Lawrence		
Lee		

Office	Congressional District One	
Ballot Name	Robert Kennedy, Jr.	Lizzetta Hill McConnell
Limestone		
Lowndes		
Macon		
Madison		
Marengo		
Marion		
Marshall		
Mobile	17275	3939
Monroe	3062	600
Montgomery		
Morgan		
Perry		
Pickens		
Pike		
Randolph		
Russell		
Shelby		
St. Clair		
Sumter		
Talladega		
Tallapoosa		
Tuscaloosa		
Walker		
Washington	2141	494
Wilcox		
Winston		
total		

Office	Congressional District Two	
Ballot Name	Tabitha Isner	Audri Scott Williams
Status	Nominee	
Total	20351	13315
Percentage	60.45%	39.55%
Autauga	1096	512
Baldwin		
Barbour	718	1971
Bibb		
Blount		
Bullock	1043	868
Butler	1756	781
Calhoun		
Chambers		
Cherokee		
Chilton		
Choctaw		
Clarke		
Clay		
Cleburne		
Coffee	564	598
Colbert		
Conecuh	1676	708
Coosa		
Covington	470	144
Crenshaw	776	271
Cullman		
Dale	625	543
Dallas		
DeKalb		
Elmore	1247	828
Escambia		
Etowah		
Fayette		
Franklin		
Geneva	239	95
Greene		
Hale		
Henry	438	469
Houston	1354	1620
Jackson		
Jefferson		
Lamar		
Lauderdale		
Lawrence		
Lee		

Office	Congressional District Two	
Ballot Name	Tabitha Isner	Audri Scott Williams
Limestone		
Lowndes		
Macon		
Madison		
Marengo		
Marion		
Marshall		
Mobile		
Monroe		
Montgomery	7808	3354
Morgan		
Perry		
Pickens		
Pike	541	553
Randolph		
Russell		
Shelby		
St. Clair		
Sumter		
Talladega		
Tallapoosa		
Tuscaloosa		
Walker		
Washington		
Wilcox		
Winston		
total		

Office	Congressional District Three	
Ballot Name	Mallory Hagan	Adia McClellan Winfrey
Status	Nominee	
Total	21410	11157
Percentage	65.74%	34.26%
Autauga		
Baldwin		
Barbour		
Bibb		
Blount		
Bullock		
Butler		
Calhoun	2487	1582
Chambers	1564	419
Cherokee	285	124
Chilton		
Choctaw		
Clarke		
Clay	249	237
Cleburne	85	33
Coffee		
Colbert		
Conecuh		
Coosa		
Covington		
Crenshaw		
Cullman		
Dale		
Dallas		
DeKalb		
Elmore		
Escambia		
Etowah		
Fayette		
Franklin		
Geneva		
Greene		
Hale		
Henry		
Houston		
Jackson		
Jefferson		
Lamar		
Lauderdale		
Lawrence		
Lee	5472	1848

Office	Congressional District Three	
Ballot Name	Mallory Hagan	Adia McClellan Winfrey
Limestone		
Lowndes		
Macon	2388	1299
Madison		
Marengo		
Marion		
Marshall		
Mobile		
Monroe		
Montgomery	1451	1139
Morgan		
Perry		
Pickens		
Pike		
Randolph	558	108
Russell	2079	1625
Shelby		
St. Clair	1140	556
Sumter		
Talladega	2576	1610
Tallapoosa	1076	577
Tuscaloosa		
Walker		
Washington		
Wilcox		
Winston		
total		

Office	Congressional District Four	
	Lee Auman	Rick Neighbors
Ballot Name	Lee Auman	Rick Neighbors
Status	Nominee	
Total	8609	7297
Percentage	54.12%	45.88%
Autauga		
Baldwin		
Barbour		
Bibb		
Blount	9	13
Bullock		
Butler		
Calhoun		
Chambers		
Cherokee	16	8
Chilton		
Choctaw		
Clarke		
Clay		
Cleburne		
Coffee		
Colbert	1353	923
Conecuh		
Coosa		
Covington		
Crenshaw		
Cullman	404	706
Dale		
Dallas		
DeKalb	385	408
Elmore		
Escambia		
Etowah	2402	1180
Fayette	392	260
Franklin	223	451
Geneva		
Greene		
Hale		
Henry		
Houston		
Jackson	0	0
Jefferson		
Lamar	79	122
Lauderdale		
Lawrence	882	873
Lee		

Office	Congressional District Four	
Ballot Name	Lee Auman	Rick Neighbors
Limestone		
Lowndes		
Macon		
Madison		
Marengo		
Marion	161	163
Marshall	589	426
Mobile		
Monroe		
Montgomery		
Morgan		
Perry		
Pickens		
Pike		
Randolph		
Russell		
Shelby		
St. Clair		
Sumter		
Talladega		
Tallapoosa		
Tuscaloosa	1086	995
Walker	542	665
Washington		
Wilcox		
Winston	86	104
total		

Office	Governor					
	Sue Bell Cobb	Christopher Countryman	James Fields	Walt Madox	Doug "New Blue" Smith	Anthony White
Status						
Total	82236	4943	22683	154850	9274	9719
Percentage	28.99%	1.74%	8.00%	54.58%	3.27%	3.43%
Autauga	694	47	96	714	64	47
Baldwin	1907	147	241	1976	185	109
Barbour	657	53	137	918	124	995
Bibb	73	11	22	513	11	12
Blount	155	13	63	345	11	14
Bullock	850	40	176	1065	127	89
Butler	1079	54	191	1360	99	90
Calhoun	1359	93	348	2206	141	93
Chambers	432	47	93	1268	93	56
Cherokee	144	14	40	231	19	15
Chilton	209	10	44	286	9	16
Choctaw	1161	156	194	1416	209	177
Clarke	561	47	163	1635	125	76
Clay	193	17	67	199	22	24
Cleburne	49	5	9	49	5	5
Coffee	476	35	104	400	78	78
Colbert	718	58	178	1296	79	59
Conecuh	1440	58	53	1115	60	70
Coosa	293	7	27	236	9	6
Covington	230	16	28	331	14	15
Crenshaw	426	16	78	529	38	33
Cullman	192	15	722	291	18	15
Dale	549	33	106	279	55	167
Dallas	3276	223	662	4753	451	254
DeKalb	278	36	70	434	43	28
Elmore	1110	42	187	674	86	85
Escambia	492	28	95	890	101	73
Etowah	809	75	295	2358	120	89
Fayette	63	4	24	589	16	18
Franklin	311	19	37	289	47	21
Geneva	147	9	9	152	15	20
Greene	159	37	96	2780	107	41
Hale	323	40	329	2933	71	48
Henry	369	25	76	227	59	228
Houston	1206	106	201	861	166	486
Jackson	275	31	46	319	43	18
Jefferson	13524	550	4682	45795	915	1198
Lamar	38	8	15	147	10	5
Lauderdale	1144	53	193	1064	80	41
Lawrence	641	46	165	896	96	81
Lee	2790	192	487	3371	258	275
Limestone	738	55	472	948	114	112
Lowndes	1623	44	276	1434	151	68
Macon	1495	69	313	1691	187	158
Madison	4948	406	2060	7953	666	829
Marengo	834	89	204	2852	181	139
Marion	66	5	32	235	14	4
Marshall	480	47	81	376	48	28
Mobile	8113	459	2554	8343	1319	1211
Monroe	1993	128	121	1328	140	151

Montgomery	10232	201	1889	7852	566	476
Morgan	899	50	329	1429	98	86
Perry	442	59	402	2101	129	58
Pickens	236	47	148	1846	85	64
Pike	674	24	107	217	58	54
Randolph	140	16	46	443	25	17
Russell	1018	244	956	1102	239	216
Shelby	1874	95	388	4465	141	135
St. Clair	463	29	163	1102	24	32
Sumter	279	63	123	1752	150	69
Talladega	1121	32	351	2600	104	80
Tallapoosa	574	18	76	979	34	38
Tuscaloosa	942	39	183	12706	49	48
Walker	325	26	175	706	57	28
Washington	943	83	224	1126	148	114
Wilcox	929	95	144	1952	265	230
Winston	53	4	17	122	3	4
total	82236	4943	22683	154850	9274	9719

Senate District 2	Limestone	Madison	Total	
Michael L Smith	301	1894	2195	
Amy Wasyluka	463	4013	4476	Nominee

Senate District 7	Madison	Total	Percentage	
Deborah Barros	2206	2206	35.71%	Runoff
Johnathan Hard	910	910	14.73%	
Deidra Willis	3061	3061	49.55%	Runoff

Senate District 26	Montgomery	Total	
Fred Bell	2833	2833	
"Coach" David Burkette	6901	6901	Runoff
John Knight	4853	4853	Runoff

Senate District 33	Mobile	Total	
Michael R. Cooley	924	924	
Victor Tshombe Crawford	3771	3771	
Vivian Davis Figures	9604	9604	Nominee

State House District 8	Morgan	Total	
Rebecca Browne	184	184	
Billy Jackson	1460	1460	Nominee
Clay New	62	62	

State House District 19	Madison	Total	
Samual T. Greene	600	600	
Laura Hall	3691	3691	Nominee

State House 28	Etowah	Total	
Ralph Burke	846	846	
Kyle Peirce	1555	1555	Nominee

State House 32	Calhoun	Talladega	Total	
Barbara Bigsby Boyd	1076	1171	2247	Nominee
"Dr." Angela Fears	406	169	575	
Seyram Selase	373	228	601	

State House 54	Jefferson	Total	Percentage	
Jerome Dees	1341	1341	22.81%	
Jacqueline Gray Miller	1669	1669	28.38%	runoff
Neil Rafferty	2870	2870	48.81%	runoff

State House 55	Jefferson	Total	Percentage	
Quang Do	886	886	16.33%	
Roderick "Rod" Hampton Scott	3311	3311	72.96%	Nominee
Antwon Bernard Womack	1227	1227	22.62%	

State House 56	Jefferson	Total	
Louise "Lulu" Alexander	4072	4072	Nominee
Chester W. Porter	3172	3172	

State House 58	Jefferson	Total	
Rolanda Hollis	4046	4046	Nominee
Rodney Huntley	1217	1217	

State House 59	Jefferson	Total	
Chris Davis	2131	2131	
Mary Moore	3283	3283	Nominee

State House 60	Jefferson	Total	
Juandalynn Givan	5895	5895	Nominee
Le'Darius Hilliard	1870	1870	

State House 65	Choctaw	Clarke	Washington	Total	
Elaine Beech	3466	608	1961		Nominee
Marcus Castor	362	476	1134		
Ozelle L. Hubert	337	259	260		

State House 67	Dallas	Perry	total	
Prince Chestnut	7758	221	7979	Nominee
Jelani "Shaun" Coleman	2549	55	2604	

State House 69	Autauga	Lowndes	Montgomery	Wilcox	Total	
Kelvin Jamichael Lawrence	196	3020	1098	2166	6480	Nominee
Kelvin Williams	106	786	879	1235	3006	

State House District 76	Montgomery	Total	
D'Linell Finley	1418	1418	
Thad McClammy	3306	3306	Nominee

State House 77	Montgomery	Total	
Malcolm Calhoun	1685	1685	Runoff
Dan Harris	1220	1220	
Tashina Morris	1228	1228	Runoff
Christopher Turner	530	530	

State House 78	Montgomery	Total	
Terance "Watchdog" Dawson	759	759	
Kirk Hatcher	1736	1736	Runoff
Alvin Holmes	2116	2116	Runoff

State House 82	Lee	Macon	Tallapoosa	Total	
Johnny Ford	381	1239	211	1831	runoff
Terrence K. Johnson	248	859	82	1189	
Pebblin Walker Warren	644	2033	202	2879	runoff

State House 83	Lee	Russell	Total	Percentage	
Jeremy "Mr. EYG" Gray	1137	255	1392	29.99%	runoff
John Andrew Harris	448	73	521	11.23%	
Pat "Patsy" Jones	689	1237	1926	41.50%	runoff
Ronnie Reed	35	767	802	17.28%	

State House 85	Henry	Houston	Total	
Dexter Grimsley	982	1093	2075	Nominee
"Dr." Earl C. Jones	84	384	468	

State House 96	Baldwin	Mobile	Total	
Maurice Horsey	1011	114	1125	Nominee
Web Whiting	286	49	335	

State House 97	Mobile	Total	
Adline C. Clarke	2343	2343	Nominee
Levi Wright, Jr.	1115	1115	

State House 99	Mobile	Total	
Gregory L. Harris II	508	508	
Henry Haseeb	360	360	
Sam Jones	3152	3152	Nominee
Burton R. LeFlore	311	311	
Franklin McMillion	181	181	
Gregory K. Parker	67	67	
Herman Thomas	883	883	
Rico B. Washington Sr.	38	38	

Circuit Judge, 10th Circuit PI 8	Jefferson	Total	
Marshell Jackson Hatcher	23854	23854	Nominee
Brian Plant	19374	19374	

Circuit Judge, 10th Circuit PI 15	Jefferson	Total	
Patricia Ann Stephens	32822	32822	Nominee
Damon T. Watson	11605	11605	

Circuit Judge, 10th Circuit PI 16	Jefferson	Total	
Peter "Pete" Johnson Davis	14549	14549	
Linda Hall	28760	28760	Nominee

Circuit Judge, 10th Circuit PI 18	Jefferson	Total	
Raymond P. Chambliss	20116	20116	
Janine Hunt-Hilliard	24723	24723	Nominee

Circuit Judge, 10th Circuit PI 27	Jefferson	Total	
Amber Ladner	16048	16048	
Alaric May	28102	28102	Nominee

District Judge, Hale Co., PI1	Hale	Total	
Patrick S. Arrington	865	865	
Timothy A. "Tim" Evans	3227	3227	Nominee

District Attorney, 10th Circuit	Jefferson	Total	
Danny Carr	34773	34773	Nominee
Raymond L. Johnson, Jr.	9674	9674	

District Judge, Jefferson Co. PI 3	Jefferson	Total	Percentage	
Frederic Bolling	8158	8158	18.53%	
Clotele Hardy "C.H." Brantley	8934	8934	20.29%	
Pamela Wilson Cousins	9448	9448	21.46%	Runoff
Stephanie A. Hunter	6069	6069	13.78%	
Lashunta "Shun" White-Boler	11418	11418	25.93%	Runoff

District Judge, Jefferson Co. PI 9	Jefferson	Total	Percentage	
Kechia Davis	15978	15978	36.09%	Runoff
Glenda D. Freeman	5785	5785	13.07%	
Sheila Weil	4735	4735	10.70%	
Debra Weston-Pickens	13834	13834	31.25%	Runoff
Lou Willie	3938	3938	8.90%	

District Judge, Jefferson Co. PI 11	Jefferson	Total	Percentage	
Chuantae Brown	5852	5852	35.04%	
Horace Kynard	2211	2211	13.24%	
Thomas E. Thrash	8639	8639	51.72%	Nominee

District Judge, Jefferson Co. PI 12	Jefferson	Total	
Amyrtle M. Allen	6241	6241	
Lorraine Pringle	10091	10091	Nominee

District Judge, Lowndes Co., PI 1	Lowndes	Total	
Adrian D. Johnson	2618	2618	Nominee
Ashley Smith	1750	1750	

District Judge, Monroe Co., PI 1	Monroe	Total	
Laura R. Grantham	550	550	
Philip Sanchez	1563	1563	
Donna L. Silcox	2527	2527	Nominee

District Judge, Montgomery Co. PI 3	Montgomery	Total	
Laura Clemons	4305	4305	
Tiffany B. McCord	16774	16774	Nominee

Circuit Clerk, Choctaw Co.	Choctaw	Total	
Stephanie Chapman Cave	2267	2267	
Candace D. Jenkins	2360	2360	Nominee

Circuit Clerk, Dallas Co.	Dallas	Total	
Christmas Green-Williams	4900	4900	
Lynnethia Robinson	5601	5601	Nominee

Circuit Clerk, Greene Co.	Greene	Total	
Debra D. Blackmon	1291	1291	
Veronica Morton-Jones	1911	1911	Nominee

Deputy Clerk Bessemer Division, Jefferson Co.	Jefferson	Total	
Karen Dunn Burks	10391	10391	Nominee
Lakitia Hall-Wright	5814	5814	

Circuit Clerk, Jefferson Co.	Jefferson	Total	Percentage	
Jackie Anderson-Smith	11011	11011	25.10%	Runoff
Sarah E. "Sarah Beth" Conkle	2374	2374	5.43%	
Cheri Adams Gardner	5861	5861	13.40%	
Venetta Lee	6167	6167	14.10%	
Stephanie J. Muhammad	3410	3410	7.80%	
Thomas W. Parchman, III	2025	2025	4.63%	
Eyrika L. Parker	7322	7322	16.74%	Runoff
Elizabeth McGowen Watkins	2519	2519	5.76%	
Ralph Young	3046	3046	6.96%	

Circuit Clerk, Monroe Co.	Monroe	Total	
Wesley Hines	3244	3244	Nominee
Bob McMillan	1436	1463	

Circuit Clerk, Perry Co.	Perry	Total	
Quavelyn Pryor Coleman	1456	1456	Runoff
Jamaal O. Hunter	638	638	
Mia Jacobs-Turner	1092	1092	Runoff
Chadrick Moore	209	209	

Circuit Clerk, Russell Co.	Russell	Total	
Marcia Cade	1876	1876	
Jody Sellers	2365	2365	Nominee

Circuit Clerk, Washington Co.	Washington	Total	
Valerie Knapp	2129	2129	Nominee
Tera A. Whigham	1447	1447	

SDEC 3F	Colbert	Lauderdale	Lawrence	total	
Tori Bailey	1140	42	89	1271	Elected
Julie Fisher Dean	193	9	29	231	
Carrie A. Mitchell	291	10	60	361	
Willadene Nash	277	8	563	848	

SDEC 3M	Colbert	Lauderdale	Lawrence	total	
Willie Hovater	914	34	51	999	
Charles E. Satchel	993	34	670	1697	Elected

SDEC 5M	Limestone	Total	
Adam Keller	317	317	
James E. Lucas	904	904	Elected

SDEC 10M	Madison	Total	
Wade Lipscomb	713	713	Elected
David James Mackey	631	631	
Jake Morrison	450	450	

SDEC 11F	Blount	Cullman	Marshall	Morgan	Total	
Rhonda White Jett	60	136	13	21	230	Elected
Debra K Nelson	50	148	7	20	225	

SDEC 11M	Blount	Cullman	Marshall	Morgan	Total	
Edwin Carter	43	173	11	27	254	Elected
Jimmy L. Kilgore	66	123	11	11	211	

SDEC 14F	Jefferson	Walker	Winston	total	
Opal Elaine Russell	9	163	48	220	
Roxanne Turner	12	241	52	305	Elected

SDEC 14M	Jefferson	Walker	Winston	total	
Terry Russell	14	215	68	297	Elected
Christopher Lee Turner	8	189	29	226	

SDEC 15F	Jefferson	Shelby	total	
Karen Dunn Burks	1281	77	1358	Elected
Janet Kennedy	540	89	629	
Sherrina V. Rice	559	88	647	

SDEC 15M	Jefferson	Shelby	Total	
William "Bill" Blackman, Jr.	649	77	726	
Eric S. Burks	1275	108	1383	Elected
Ken King	389	63	452	

SDEC 19F	Madison	total	
Kelsey R. Greene	290	290	
Laura Hall	3834	3834	Elected
Dana Minor	63	63	
Corrie Wikoff	54	54	

SDEC 19M	Madison	Total	
Samuel T. Greene	3162	3162	Elected
William C. Thomas	747	747	

SDEC 20F	Madison	Total	
Cindi Cassis Branham	708	708	
Susan C. Brown	788	788	Elected

SDEC 20M	Madison	Total	
David Meigs	674	674	Elected
Tom Ryan	459	459	
Eddie C. Sherrod	350	350	

SDEC 21F	Madison	Total	
Barbara Bryant Cady	793	793	
Sandra L. Rhodes	1263	1263	Elected

SDEC 21M	Madison	Total	
Mathew Brown	1254	1254	Elected
R.J. Rhodes	784	784	

SDEC 23F	Dekalb	Jackson	Total	
Toni H. McGriff	10	370	380	Elected
Mary Garner Robinson	4	282	286	

SDEC 23M	Dekalb	Jackson	Total	
David McGriff	7	324	231	
John Lawson Robinson, Jr.	8	334	342	Elected

SDEC 25M	Limestone	Madison	total	
Mike Cavnar	179	856	1035	
Benard Simelton	177	1102	1279	Elected

SDEC 27M	Blount	Dekalb	Marshall	Total	
Danny Lamunyon	8	60	225	293	
Sanchez Watkins	4	12	296	312	Elected

SDEC 28M	Etowah	
Ralph Burke	632	
James Parker Jr.	1769	Elected
Edwin L. Rudd	146	

SDEC 30F	Etowah	St. Clair	Total	
Mary Carstarphen Kelley	238	186	424	Elected
Charlene McCoy	249	138	387	

SDEC 34F	Blount	Marshall	total	
Beverly Brittain Ellis	167	26	193	
Teresa Smiley	220	35	255	Elected

SDEC 34M	Blount	Marshall	total	
-----------------	---------------	-----------------	--------------	--

Jimmy Chavez	226	38	264	Elected
Oscar Morales	143	22	165	

SDEC 35F	Calhoun	Clay	Talladega	Total	
Dolores H. Crumly	105	105	262	472	
Tina Dark	117	210	564	891	Elected

SDEC 35M	Calhoun	Clay	Talladega	Total	
Bobby Louis Dark	106	190	562	858	Elected
Terry Heflin	119	132	264	515	

SDEC 36F	Calhoun	St. Clair	Talladega	Total	
Nicki Arnold-Swindle	415	205	70	690	Elected
Sherry Kuntz	379	250	55	684	

SDEC 36M	Calhoun	St. Clair	Talladega	total	
Jesse J Frazier	433	315	98	846	Elected
Herbert Kuntz	113	92	17	222	
Mathew Tyson	279	92	22	393	

SDEC 37M	Chambers	Cleburne	Randolph	Total	
George H. Fannings	1053	18	490	1561	Elected
Tom Garland	168	25	184	377	

SDEC 42M	Autauga	Chilton	Total	
Brendan Beal	175	215	390	Elected
Ralph Hendrix	151	164	315	

SDEC 43F	Shelby	Total	
Jarralynne Agee	593	593	
Miranda Joseph	823	823	Elected

SDEC 45F	Jefferson	Shelby	Total	
Dawn DuPree Kelley	808	354	1162	Elected

Carole "Karyl" Marks	638	340	978	
----------------------	-----	-----	-----	--

SDEC 45M	Jefferson	Shelby	Total	
Lyle Aarhus	434	174	608	
Bill Murphy	980	491	1471	Elected

SDEC 46F	Jefferson	Total	
Julia Juarez	1561	1561	Elected
Nancy "Robbie's Wife" Yarbrough	748	748	

SDEC 46 M	Jefferson	Total	
Courtney French	1069	1069	Elected
Bob Parker	443	443	
Robbie "Nancy's Husband" Yarbrough	515	515	
Ralph Young	338	338	

SDEC 49F	Bibb	Chilton	Shelby	Total	
Phyllis "Phe Phe" Parker	199	45	325	569	
Cheryl Patton	135	40	496	671	Elected

SDEC 49M	Bibb	Chilton	Shelby	Total	
Eugene Grimes, Jr.	66	21	182	269	
James A. Kitchens	59	33	246	338	Elected
Fred Lynch "Coach"	179	22	119	320	
"C P" Bobby Pierson	28	10	264	302	

SDEC 52F	Jefferson	
Myisha Davis	3477	Elected
Charlotte Wilson	1597	

SDEC 53M	Madison	
Anthony Daniels	1543	Elected
Troy L. Garner	418	
Christopher Lee	139	

Jimmie L. Payne	69	
-----------------	----	--

SDEC 54F	Jefferson	
Brit Blalock	1534	
Patricia Todd	4001	Elected

SDEC 54M	Jefferson	
Brian Cash	982	
Elias Hendricks, Jr.	2817	Elected
Alex Smith	1259	

SDEC 55F	Jefferson	
Jackie Anderson-Smith	1815	
Bacarra Sanderson Mauldin	533	
Yvette M. Richardson	2861	Elected

SDEC 55M	Jefferson	
Roderick "Rod" Hampton Scott	3958	Elected
Keith D. Williams	1283	

SDEC 56F	Jefferson	
Kimberly Alexander	1963	
Priscilla Dunn	5109	Elected

SDEC 56M	Jefferson	
Andrew Bennett	1071	
Grover Dunn	4525	Elected
Cleophus King	1503	

SDEC 57M	Jefferson	
Ves Marable	2002	
Fred "Coach" Plump	4106	Elected

SDEC 58F	Jefferson	
-----------------	------------------	--

Charlene Cannon	2451	
Tarji Ransaw	2521	Elected

SDEC 58M	Jefferson	
Caleb J. Florence Sr.	992	
Brandon McCray	2452	Elected
Lou Willie	1541	

SDEC 59 F	Jefferson	
Demetria Young Doughty	2662	Elected
Annie H. Parker	2305	

SDEC 59M	Jefferson	
Michael Miller	2187	
Reuben Parker, Jr.	2824	Elected

SDEC 60F	Jefferson	
Wanda Bryant	1458	
Linda Colman-Madison	5922	Elected

SDEC 60 M	Jefferson	
David Russell	4570	Elected
Everette W. Sperling	2605	

SDEC 61M	Pickens	Tuscaloosa	Total	
Herbert L. Lavender	2159	375	2534	Elected
Jeff Thompson	268	646	914	

SDEC 62F	Tuscaloosa	Total	
Kathryn Frances Drago	543	543	
Donna Foster	1609	1609	Elected

SDEC 66M	Baldwin	Escambia	Total	
Jeffery W. Blount	47	427	474	
Joseph N. Watson	52	959	1011	Elected

SDEC 67M	Dallas	Perry	Total	
David Hodo	3698	74	3772	
Terrell Marshall	5652	176	5828	Elected

SDEC 69 F	Autauga	Lowndes	Montgomery	Wilcox	Total	
Monica L. Arrington	174	1666	1218	526	3584	Elected
Allyson Holland	54	573	409	460	1496	
Joceleste Pettway	82	542	307	2504	3435	

SDEC M 69	Autauga	Lowndes	Montgomery	Wilcox	Total	
William Pompey	177	1506	1044	2565	5292	Elected
John White	133	1253	876	949	3211	

SDEC 70F	Tuscaloosa	Total	
Beatrice Pearson	1955	1955	
Eva Lewis Prewitt	2785	2785	Elected

SDEC 70M	Tuscaloosa	Total	
Christopher John England	4152	4152	Elected
Paul W. Sanders Sr.	795	795	

SDEC 72F	Bibb	Greene	Hale	Marengo	Perry	Total	
Carrie B. McFadden	150	433	1497	421	1031	3532	Elected
Jerildine Melton	68	329	735	84	1434	2650	
Johnnie Mae Scott	58	1052	719	531	275	2635	

SDEC 72M	Bibb	Greene	Hale	Marengo	Perry	Total	
Arthur L. Crawford, Sr.	97	659	2522	445	595	4318	Elected
James F. May	169	219	681	323	1510	2902	
John Zippert	13	1222	289	237	541	2302	

SDEC 73F	Shelby	Total	
Sheridan Black	693	693	
Teresa Stafford	968	968	Elected

SDEC 75M	Elmore	Montgomery	Total	
Thomas G. Brown	309	1300	1609	Elected
Zack Buckner	190	852	1042	

SDEC 76F	Montgomery	Total	
Courtnee' R. Bell	2985	2985	Elected
Sarah Coleman- Green	1383	1383	

SDEC 76M	Montgomery	Total	
Fred F. Bell	2645	2645	Elected
Wilson Blount	234	234	
Tony Q Cobb Jr	333	333	
Murphy O. Green	269	269	
Greg Griffin, Jr.	1176	1176	

SDEC 77 F	Montgomery	Total	
Phyllis Harvey-Hall	767	767	
Karen Jones	1811	1811	Elected
Lashae D. King	599	599	
Adell Sankey	1093	1093	

SDEC 77M	Montgomery	Total	
Jimmy Jacobs	391	391	
Jeff A. Martin	557	557	
Julian McPhillips	3283	3283	Elected
Miland F. Simpler, III	263	263	

SDEC 78M	Montgomery	Total	
Kenyatte' Hassell	1699	1699	

Alvin Holmes	2779	2779	Elected
--------------	------	------	---------

Total

SDEC 80F	Lee	Russell	total	
Jasponica Florence	353	430	783	Elected
Judy T. LaRue	127	431	558	

SDEC 81F	Chilton	Coosa	Tallapoosa	Total	
Lloyd Marie Bryant	17	57	290	364	
Rebecca Marion	41	210	900	1151	Elected

SDEC 85M	Henry	Houston	Total	
"Pastor" Kenneth Glasgow	562	652	1214	Elected
Calvin Dock Wilborn	400	770	1170	

SDEC 87F	Geneva	Houston	Total	
Vickie D. Moore	271	181	452	Elected
Nikki Ready	74	116	190	

SDEC 90	Butler	Conecuh	Coffee	Crenshaw	Montgomery	Total	
Beulah M. Cook	1957	369	60	511	53	2950	Elected
Valerie Richardson Stevens	653	262	28	411	64	1418	

SDEC 91M	Coffee	Total	
Peter W "Bob" Barber	298	298	
Jerrold Whitehurst	741	741	Elected

SDEC 92F	Covington	Coffee	Escambia	Total	
Harriet Jay Hubbard	237	8	70	315	
Hazel Janette Lewis	394	8	130	532	Elected

SDEC 93F	Dale	Houston	Total	
Catina Bass-Tyson	129	41	170	
Jennifer Marsden	204	65	269	
Arlissa E. Minniefield	309	32	341	Elected

Juanita Wise	276	32	308	
--------------	-----	----	-----	--

SDEC 93M	Dale	Houston	Total	
Gerald L. Williams	548	103	651	Elected
Marvin L. Wise	364	66	430	

SDEC 94M	Baldwin	Total	
Alec D. Barnett Jr.	626	626	Elected
Walter D. Brown, Jr.	581	581	

SDEC 96M	Baldwin	Mobile	Total	
Michael Perhaes	507	74	581	
Willie John Williams	759	90	849	Elected

SDEC 97F	Mobile	Total	
Virginia Edington	691	691	
Mary Morris	1328	1328	Elected
Kistra O. Scott	431	431	
Christian Smith	490	490	
Lindsay Guthrie Stidham	225	225	

SDEC 97M	Mobile	Total	
Ben Harris	1584	1584	Elected
Bobby Ray Jackson	292	292	
Willie A. James III	875	875	
Jesse McDaniel	389	389	

SDEC 98M	Mobile	Total	
Napoleon Bracy, Jr.	2856	2856	Elected
Lorenzo A. Martin Sr.	1145	1145	

SDEC 99F	Mobile	Total	
Vivian Davis Figures	4266	4266	Elected
Verjilya Hughes	455	455	

Helen Wright	578	578	
--------------	-----	-----	--

SDEC 99M	Mobile	total	
James E. Buskey	1902	1902	
Henry Haseeb	1164	1164	
Herman Thomas	2206	2206	Elected

SDEC 100F	Mobile	Total	
Lora E. McKee	562	562	
Nicole Petite	764	764	Elected

SDEC 100M	Mobile	Total	
Charles W. Holloway	808	808	Elected
Tom Holmes	272	272	
Russell E. McKee	249	249	

SDEC 101F	Mobile	Total	
Pamela J. Laffitte	1085	1085	Elected
Darby Luxenberg	244	244	

SDEC 102F	Mobile	Total	
Lula Albert	392	392	
Mary H. Johnson	538	538	Elected

SDEC 103F	Mobile	Total	
Barbara Drummond	2307	2307	Elected
Mary Catherine Gipson	443	443	

SDEC 104 F	Mobile	Total	
Kimberly Albins	202	202	
Deborah Easley	464	464	Elected
Annie Gordon	291	291	
Patricia Lewis	421	421	

SDEC 104M	Mobile	Total	
Darius V. Evans	681	681	
James O. Gordon	686	686	Elected